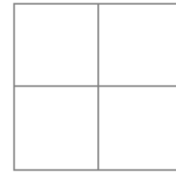
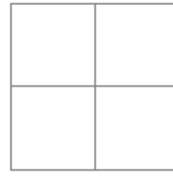
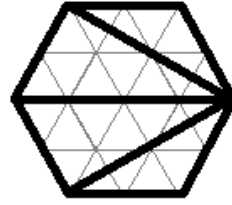
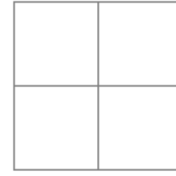
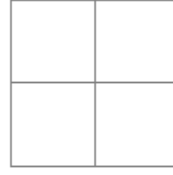
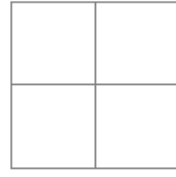
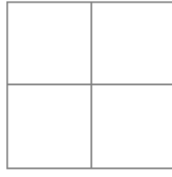
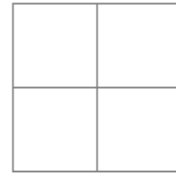
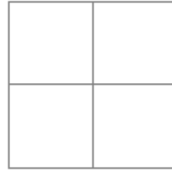
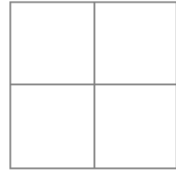
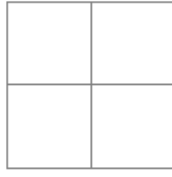
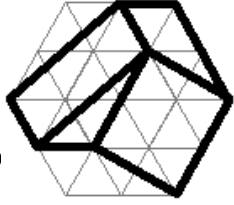
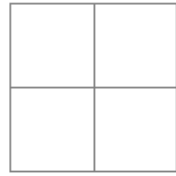
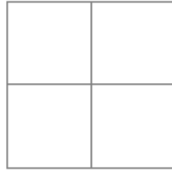


DrE-1: Part III

Complete the multiview drawing in 3rd angle projection for each of six pictorial drawings shown



Part IV: After completing this sheet use template on attached A3 page, draw the border and title block, fill in the block and transfer both pictorial sketches and multiview orthographic sketches in 3rd angle projection.

